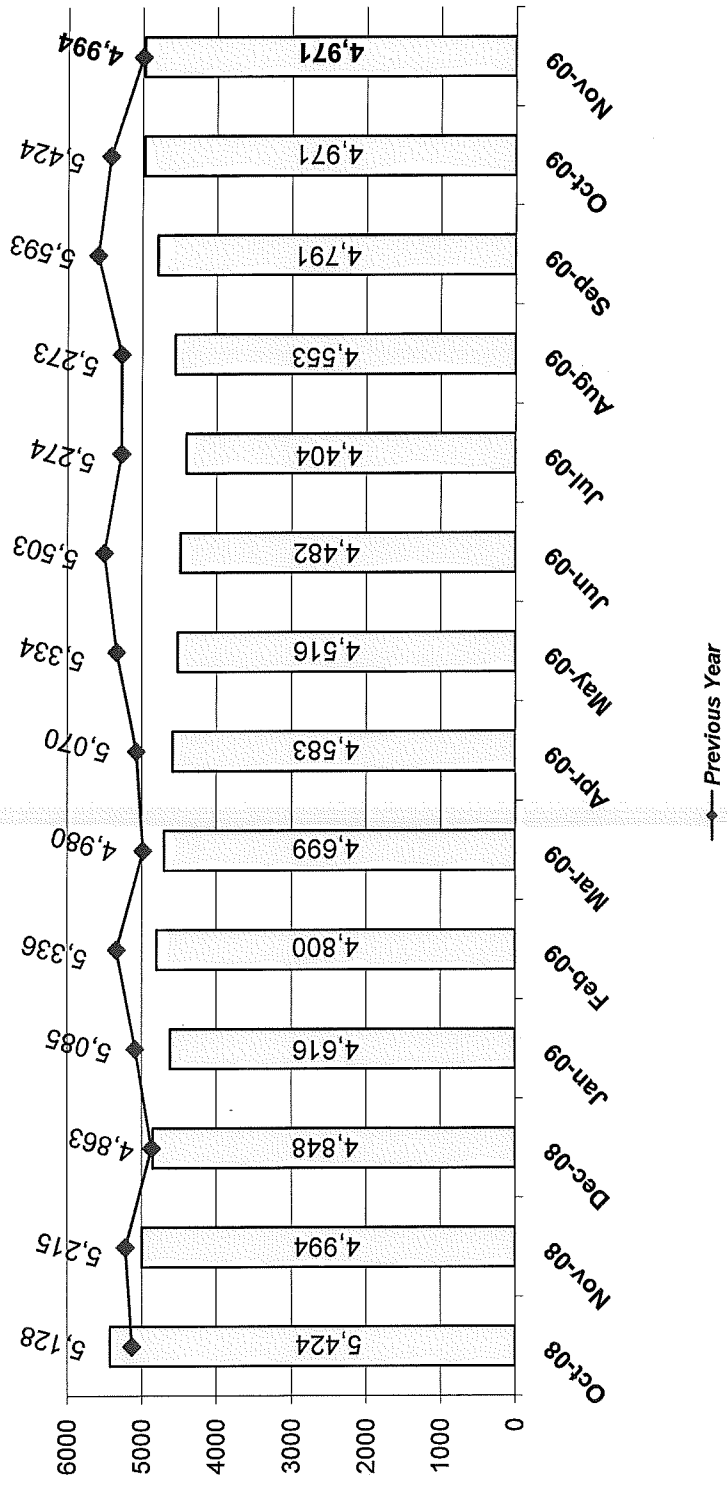
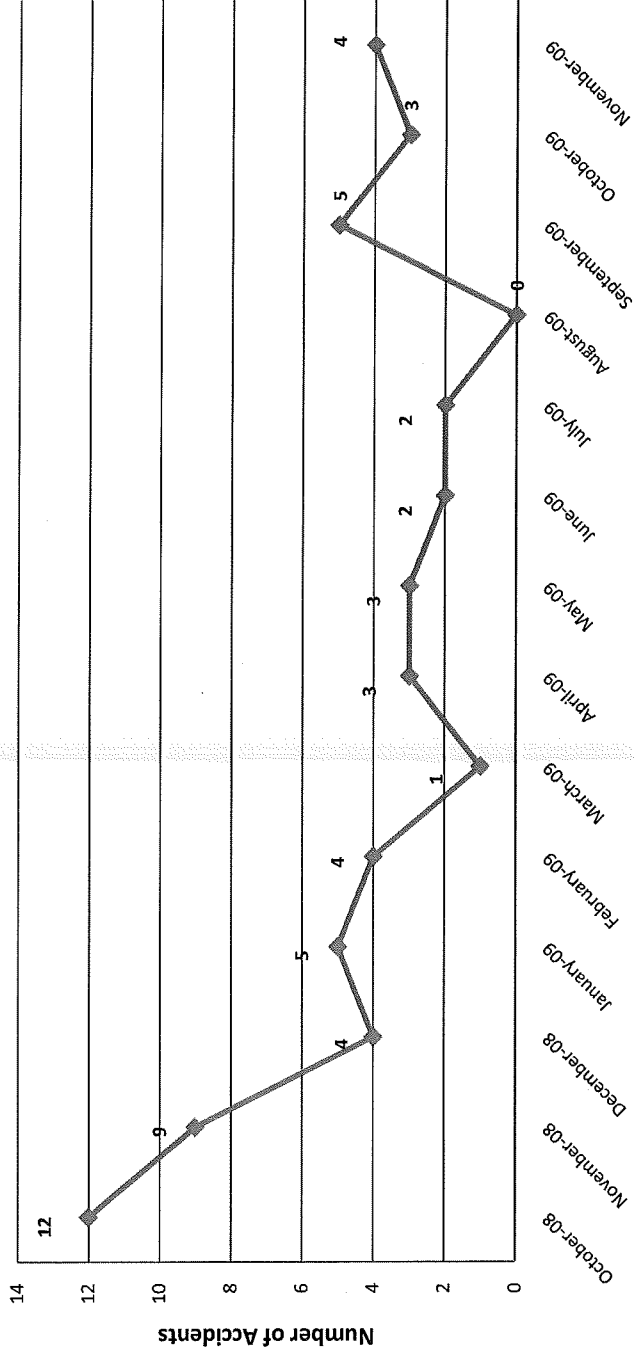


LAKELAND FIXED ROUTE RIDERSHIP FY 08-10



Preventable Accidents FY 08-10



LAKELAND AREA MASS TRANSIT DISTRICT
ACCIDENT TYPES, CLASSIFICATIONS, AND COSTS

NOVEMBER 2009

No. Accidents	Type of Accident	PREVENTABLE ACCIDENTS		
		Minor (Up to \$999.99)	Moderate (\$1,000.00-\$4,999.99)	Major (Above \$5,000.00)
1	C	\$331.00		
2	C	\$73.05		
3	C	\$63.42		
4	C	\$221.00		
TOTAL		\$688.47	\$0.00	\$0.00

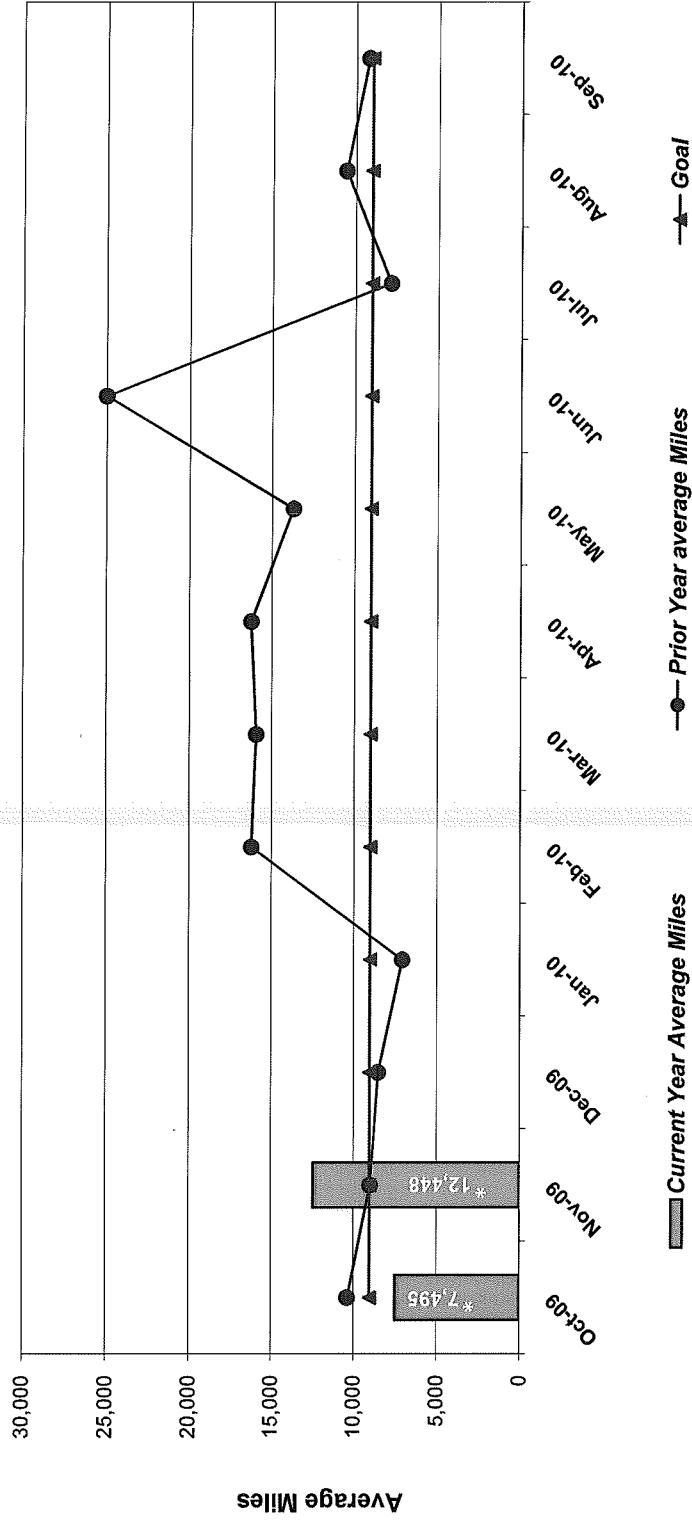
No. Accidents	Type of Accident	NON-PREVENTABLE ACCIDENTS		
		Minor (Up to \$999.99)	Moderate (\$1,000.00-\$4,999.99)	Major (Above \$5,000.00)
1	P	\$0.00		
2	C	\$0.00		
3	P	\$0.00		
4	C	\$0.00		
5	C		4463.42	
6	P	\$0.00		
7	P	\$0.00		
8	C	\$170.00		
9	P	\$0.00		
10	P	\$0.00		
TOTAL		\$170.00	\$4,463.42	\$0.00

C - Vehicles Contact with object

PR - Passenger Related

UNK - Unknown

AVERAGE MILES BETWEEN ROAD CALLS FY 09-10



* Calculation of road miles was changed as of October 2009. Mileage is based on Revenue Vehicles (Fixed Route and Para-transit) only. Service vehicle mileage had previously been added to the total mileage.